

SVR-365-GA10-SR

All-in-One Solar Panel
for Asphalt Shingle Roofs

Solvari[®]
SOLAR MADE EASY **SR**



2-Minute
Install



Direct-to-Deck
Rafter-Free



160 mph
Wind Rating



33 psf
Snow Rating



20.22%
Efficiency



Better Shade
Tolerance



Micro-Crack
Resistant



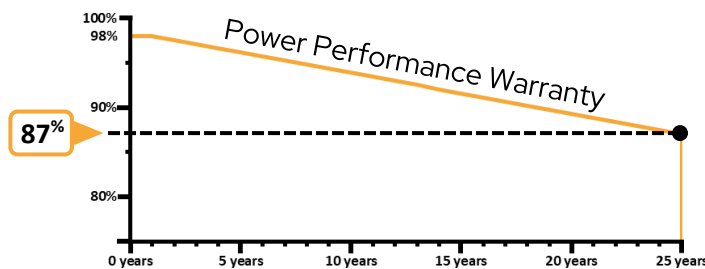
Rapid Shutdown
Compliant



No Ground Wire
PID Free



Class A
Fire Rating



Mechanical Specifications

Module Dimensions for Array Layout	70.61 x 42.38 x 3.0 in (1794 x 1077 x 76.2 mm)
Laminate Dimensions	68.86 x 40.63 x 0.22 in (1749 x 1032 x 5.5 mm)
Gap between Panels	1.75 in. (45 mm)
Weight	57.4 lbs (26.0 kg)
Frame	Frameless
Mounts	6 x Weather Resistant Polymer
Flashing	Flexible Flashing Tape
Fasteners	12 x Galvi Roofing Screws
Leveling	1.25 in. (32 mm)
Service	Laminate Quick Release
Front/Back Glass	2mm High Transmission, Low Iron, Strengthened Glass
Cells	120 Split Cells Mono p-Type
Junction Box	IP68, 3 Diodes
Wiring	Prewired, 90 in. Jumper Cable
Connectors	Staubli MC4

DC Electrical Specifications

Test Condition	STC	NOCT
Maximum Power - Pmax (W)	365 (±3%)	275
Open Circuit Voltage - Voc (V)	41.1	38.06
Short Circuit Current - Isc (A)	11.25	9.1
Voltage at Max Power Vmpp (V)	33.9	31.8
Current at Max Power Impp (A)	10.76	8.65
Module Efficiency	20.22%	

(STC) Standard Test Conditions: irradiance 1,000 W/m²; AM 1.5; module temperature 25°C. Pmax Sorting: 0-5W. Measuring Tolerance: ±3%.
 (NOCT) Normal Operating Cell Temperature: irradiance 800W/m², wind speed 1 m/s, ambient temp 20°C, Measuring Tolerance ±3%

Temperature Specifications

NOCT	45°C (±2°C)
Temperature Coefficient - Voltage	-0.27%/°C
Temperature Coefficient - Current	+0.048%/°C
Temperature Coefficient - Power	-0.35%/°C
Operating Temperature Range	-40°C to +85°C

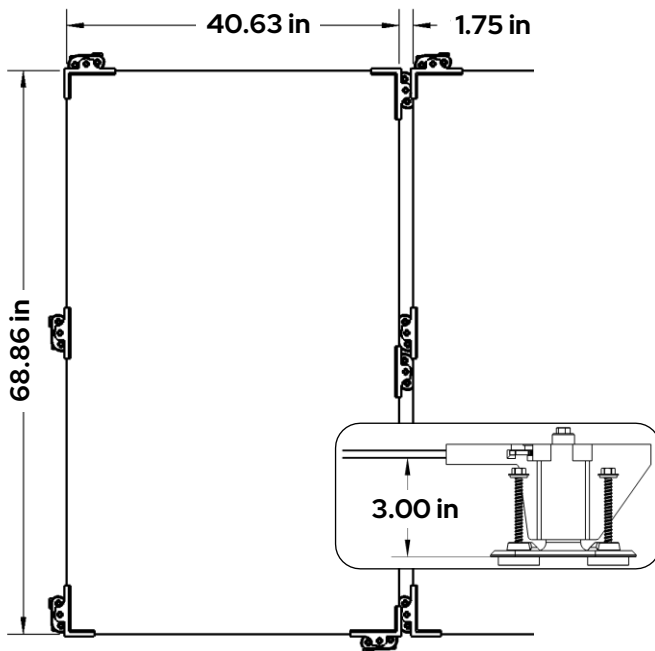
AC Electrical Specifications

Max Continuous Output Power (VA)	320
Nominal (L-L) Voltage Range (V)	240/208 (183-264)
Max Continuous Output Current (A)	1.33/1.4
DC:AC Ratio	1.13
Weighted Average CEC Efficiency (%)	95.50%
Max Circuit Over Current Protection (A)	20
Max No. of Solvari SR Modules/String	12

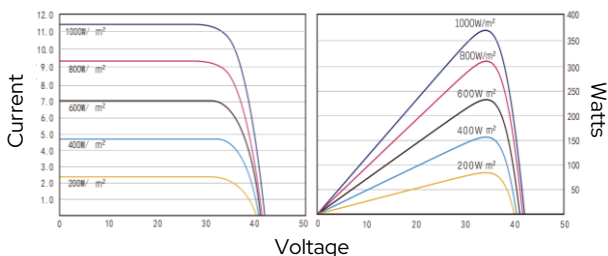
IEEE 1547.1-2020_9, NEC 2020 Section 690.11 DC Arc-Fault Circuit Protection, NEC 2020 Section 690.12 Rapid Shutdown of PV Systems on Buildings, NEC 2020 Section 705.12 Point of Connection (AC ArcFault Protection), CA Rule-21 UL 62109-1, HECO Certified UL1741 SA, UL 1741 SB, CSA C22.2 No. 107.1.

Shipping Specifications

Pallet Dimensions (LxWxH) [in]	76.25 x 48 x 52.5
Standard Pallet No. Modules	12
24' Truck - No. Pallets/Module	16/192
53' Truck - No. Pallets/Module	32/384
Pallet Weight	800 lbs
Custom Pallet No. Modules	1-18
Shipping Options	B2B, B2C



Electrical Performance



Notes

- Follow all Solvari SR installation instructions, NEC, and local code requirements.
- Solvari SR is patent protected by US patent 10,361,653 B2.
- Due to continuous technical innovation and product improvements, the information within this datasheet may be modified at any time. Solvari has the right to make modifications without notice.
- Solvari SR has been certified by Intertek to UL/CSA 61730 for modules, and UL 2703 for racking.
- Everything needed to install the Solvari SR module on asphalt shingle roofs is included. Do not use any other components to install or service these modules.
- Approved for 3-tab and HD architectural shingles with a max shingle layer change of 0.35in (9mm).
- Maximum allowable gap between plywood or skip sheathing is 1/8".
- Wind load rating: Zone 1, Exposure Category C, 30ft mean roof height, any roof slope/type.
- Snow load rating: 60 psf ground snow load equivalent when using 4:12 roof slope, warm roof factor, and no snow retention.